


Guide to Reading Your Schwab Statement

Your Charles Schwab account statement is an important tool as you work with your Financial Advisor toward your financial goals. It shows what investments you own as well as their value. The purpose of this handout is to help you navigate your statement by explaining its layout which has several sections: Table of Contents; Key Terms; Account Value & Income Summary; and Transactions & Investment Details.



Rollover IRA

**CHARLES SCHWAB & CO INC CUST
IRA ROLLOVER**

Account Number

Statement Period
August 1-31, 2022

Need help reading this statement?
Visit www.schwab.com/StatementGuide for more information.

Your Independent Investment Manager and/or Advisor


MANSKE WEALTH MANAGEMENT LLC
WRAP BILLING MASTER TBP
1010 N SAN JACINTO
SUITE 200
HOUSTON TX 77002
1 (713) 581-1994

The custodian of your brokerage account is: Charles Schwab & Co., Inc.

Table of Contents	Page
Terms and Conditions.....	2
Change in Account Value.....	3
Asset Composition.....	3
Gain or (Loss) Summary.....	4
Income Summary.....	4
Cash Transactions Summary.....	4
Gain or (Loss) on Investments Sold.....	7
Transaction Detail.....	8
Bank Sweep Activity.....	12
Pending Corporate Actions.....	12
Contribution Summary.....	12
Endnotes For Your Account.....	13

FUN FACT:

5,000 years ago, the Mesopotamian people created the shekel, which is considered the first known form of currency.



Your Independent Investment Advisor is not affiliated with or an agent of Schwab and Schwab does not supervise or endorse your Advisor.

Page 1 of 13

08/31-67059-TTCE1307-145414 *

Guide to Reading Your Schwab Statement



Rollover IRA

CHARLES SCHWAB & CO INC CUST
IRA ROLLOVER

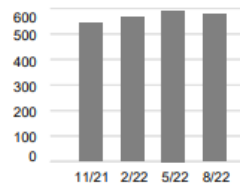
Account Number

Statement Period
August 1-31, 2022

Account Value as of 08/31/2022: \$ 576,904.68

Change in Account Value

	This Period	Year to Date	Account Value [in Thousands]
Starting Value	\$ 592,633.24	\$ 550,325.98	
Credits	520.78	4,011.06	
Debits	0.00	0.00	
Transfer of Securities (In/Out)	0.00	0.00	
Income Reinvested	(476.19)	(3,916.24)	
Change in Value of Investments	(15,773.15)	26,483.88	
Ending Value on 08/31/2022	\$ 576,904.68	\$ 576,904.68	
Accrued Income ^d	134.93		
Ending Value with Accrued Income ^d	\$ 577,039.61		
Total Change in Account Value	\$ (15,728.56)	\$ 26,578.70	
Total Change with Accrued Income ^d	\$ (15,593.63)		



[Income Reinvested](#) is the financial gain that has been reinvested.

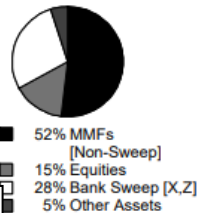
The [Change in Value of Investments](#) is simply the difference between the starting value and ending value for the month or year to date.

The [Account Value](#) graph shows how this account changes over time. The dates for each bar graph are both annual and quarterly figures.

Asset Composition

	Market Value	% of Account Assets
Bank Sweep ^{X,Z}	\$ 160,752.22	28%
Money Market Funds [Non-Sweep]	300,677.75	52%
Equities	84,957.83	15%
Other Assets	30,516.88	5%
Total Assets Long	\$ 576,904.68	
Total Account Value	\$ 576,904.68	100%

Overview



[Asset Composition](#) shows if you own cash, stocks, mutual funds, or other assets.

A [Bank Sweep](#) is a banking term to describe your cash.

[Accrued Income](#) refers to dividends & interest that is owed to your account but not yet deposited.



Your Independent Investment Advisor is not affiliated with or an agent of Schwab and Schwab does not supervise or endorse your Advisor.

Page 3 of 13

Guide to Reading Your Schwab Statement

Rollover IRA of

CHARLES SCHWAB & CO INC CUST
IRA ROLLOVER

Account Number

Statement Period
August 1-31, 2022

	Gain or (Loss) on Investments Sold	Unrealized Gain or (Loss)
Gain or (Loss) Summary	This Period	

All Investments	\$51,226.05	\$(3,203.38)
-----------------	-------------	--------------

Values may not reflect all of your gains/losses; Schwab has provided accurate gain and loss information wherever possible for most investments. Cost basis may be incomplete or unavailable for some of your holdings and may change or be adjusted in certain cases. Statement information should not be used for tax preparation, instead refer to official tax documents. For additional information refer to Terms and Conditions.

Income Summary	This Period	Year To Date
Bank Sweep Interest	44.59	90.82
Cash Dividends	476.19	3,920.24
Total Income	520.78	4,011.06

Cash Transactions Summary	This Period	Year to Date
Starting Cash*	\$ 324,738.15	\$ 324,686.31
Deposits and other Cash Credits	0.00	0.00
Investments Sold	106,966.66	106,968.27
Dividends and Interest	520.78	4,011.06
Withdrawals and other Debits	0.00	0.00
Investments Purchased	(271,473.37)	(274,913.42)
Fees and Charges	0.00	0.00
Total Cash Transaction Detail	(163,985.93)	(163,934.09)
Ending Cash*	\$ 160,752.22	\$ 160,752.22

*Cash (includes any cash debit balance) held in your account plus the value of any cash invested in a sweep money fund.

The [Income Summary](#) provides an overview of funds that your portfolio has created in the form of dividends or interest.

[Cash Dividends](#) are funds paid to you which typically come from stocks or

Please

Page 4 of 13

The [Income Summary](#) provides an overview of funds that your portfolio has created in the form of dividends or interest.

[Cash Dividends](#) are funds paid to you which typically come from stocks or other forms of company ownership (like a mutual fund).

FUN FACT: The first dividends were paid out by the Dutch East India Company between 1602-1800.

Guide to Reading Your Schwab Statement



Rollover IRA

CHAR
IRA R

ST

Account Number

Statement Period
August 1-31, 2022

Money Market

Funds are often thought of as an interest-bearing cash instrument.

Investment Detail - Bank Sweep

Bank Sweep

SCHWAB PREMIER BANK

CHARLES SCHWAB BANK

Total Bank Sweep ^{x,2}

Total Bank Sweep

Starting Balance	Ending Balance	% of Account Assets
249,000.00	160,752.22	28%
75,738.15	0.00	
324,738.15	160,752.22	28%
	160,752.22	28%

Investment Detail - Money Market Funds [Non-Sweep]

Fund Name

Quantity

Market Price

Market Value

% of Account Assets

SCHWAB VALUE ADVANTAGE M: SWVXX ^o

300,677.7500

1.0000

300,677.75

52%

Total Money Market Funds [Non-Sweep]

300,677.7500

300,677.75

52%

Investment Detail - Equities

Equities

Quantity

Market Price

Market Value

% of Account Assets

Unrealized Gain or (Loss)

Estimated Yield

Estimated Annual Income

A T & T INC ^o

1,000.5912

17.54000

17,550.37

3%

(1,693.84)

6.32%

1,110.66

SYMBOL: T

19,244.21

DUKE ENERGY CORP ^o

134.2617

106.91000

14,353.92

2%

3,747.68

3.68%

520.99

SYMBOL: DUK

10,606.24

Accrued Dividend: 134.93

Equities are your shares in a company & represent ownership.

Estimated Yield & Annual Income

are projected earnings based on past interest and dividends.

What's the difference between Market Price & Market Value? Market price is the current price *per share* while market value is what *all* your shares are currently worth.

Accrued Dividend is a company's periodic payment that their Board of Directors decided to pay investors, but it has not been received, yet.

Guide to Reading Your Schwab Statement



Rollover IRA

CHARLES SCHWAB & CO INC CUST
IRA ROLLOVER

Account Number

Statement Period
August 1-31, 2022

Investment Detail - Other Assets

	Quantity	Market Price	Market Value	% of Account Assets	Unrealized Gain or (Loss)	Estimated Yield	Estimated Annual Income
Other Assets			<i>Cost Basis</i>				
HEALTHPEAK PPTYS INC ° REIT SYMBOL: PEAK	604.6956	26.25000	15,873.26 19,834.71	3%	(3,961.45)	4.57%	725.63
REALTY INCOME CORP DISCO ° REIT SYMBOL: O	214.4642	68.28000	14,643.62 12,338.30	3%	2,305.32	4.34%	636.96
Total Other Assets	819.1598		30,516.88	5%	(1,656.13)		1,362.59
			Total Cost Basis:				32,173.01

Total Account Value is what all holdings in the account were worth as of the closing date for this statement (found in the upper right corner).

Estimated Annual Income ("EAI") and Estimated Yield ("EY") calculations are for informational purposes only and are derived from information provided by outside parties. Schwab cannot guarantee the exclusivity for making investment decisions. The actual income and yield. For certain types of securities, the calculations could include a return of issuer has missed a regular payment or announced changes to future

Total Investment Detail	576,904.68
Total Account Value	576,904.68
Total Cost Basis	118,678.09

Gain or (Loss) on Investments Sold

Investments	Quantity/Par	Acquired/ Opened	Sold/ Closed	Total Proceeds	Cost Basis	Gain or (Loss)
EXXON MOBIL CORP: XOM	0.0509	06/13/22	08/08/22	4.52	4.81	(0.29)

Please see "Endnotes for Your Account" section

Page 7 of 13

Realized gain/loss describes how much profit you've earned after a sale.

Cost Basis is what the IRS says you paid for an investment. It is used to determine your gain/loss after a sale.

FUN FACT: Gold and silver coins date back to around 650 to 600 B.C. when stamped coins were used to pay armies.

Guide to Reading Your Schwab Statement



Rollover IRA

**CHARLES SCHWAB & CO INC CUST
IRA ROLLOVER**

Account Number

Statement Period
August 1-31, 2022

Gain or (Loss) on Investments Sold (continued)

Investments (continued)	Quantity/Par	Acquired/ Opened	Sold/ Closed	Total Proceeds	Cost Basis	Gain or (Loss)
EXXON MOBIL CORP: XOM	1,192.0000	multiple	08/08/22	105,957.36	53,708.17	52,249.19
ORION OFFICE REIT INC REIT: ONL	20.0000	11/15/21	08/08/22	219.66	412.54	(192.88)
WARNER BROTHERS DISCOVER: WBD	56.0000	multiple	08/08/22	785.12	1,615.09	(829.97)
Total Gain or (Loss) on Investments Sold				106,966.66	55,740.61	51,226.05

Schwab has provided accurate realized gain and loss information wherever possible for most investments. Cost basis data may be incomplete or unavailable for some of your holdings. If all data for a given investment is not available, the investment will not be listed here.

Option Customers: Gain/loss on investments sold is adjusted to reflect the premiums of assigned or exercised options. Please consult IRS publication 550, Investment Income and Expenses, for additional information on Options.

Transaction Detail - Purchases & Sales

Money Market Fund [Non-Sweep] Activity

Settle Date	Trade Dat	Transaction	Description	Quantity	Unit Price	Charges and Interest	Total Amount
08/09/22	08/08/22	Bought	SCHWAB VALUE ADVANTAGE M ONEY INV: SWVXX	200,000.0000	1.0000	0.00	(200,000.00)
08/15/22	08/15/22	Reinvested Shares	SCHWAB VALUE ADVANTAGE M ONEY INV: SWVXX	230.8300	1.0000	0.00	(230.83)
Total Money Market Fund [Non-Sweep] Activity							(200,230.83)

What does [Non-Sweep Activity](#) mean? It refers to cash and short-term instruments that pay interest. Bank Sweep is basic cash that usually doesn't pay interest. Non-Sweep activity refers to the details behind any movement of interest-bearing cash in the account. For example, as money goes into or out of a money market fund, then the movement of the cash is considered "non-sweep."

Please see "Endnotes for Y

Page 8 of 13

Guide to Reading Your Schwab Statement

charles
SCHWAB

Bank Sweep Activity

Bank Sweep Activity refers to cash instruments that do not pay interest. For example, the movement of money, going into or out of the account, is considered "bank sweep activity."

Account Number

Statement Period
August 1-31, 2022

Transaction Date	Transaction	Description	Withdrawal	Deposit	Balance ^{x,z}
Opening Balance ^{x,z}					324,738.15
08/09/22	Auto Transfer	BANK TRANSFER TO BROKERAGE	200,000.00		124,738.15
08/11/22	Auto Transfer	BANK CREDIT FROM BROKERAGE ^x		35,969.48	160,707.63
08/15/22	Interest Paid ^{x,z}	BANK INTEREST - CHARLES SCHWAB BANK		8.72	160,716.35
08/15/22	Interest Paid ^{x,z}	BANK INTEREST - SCHWAB PREMIER BANK		35.87	160,752.22
08/15/22	Auto Transfer	BANK TRANSFER TO BROKERAGE	44.59		160,707.63
08/17/22	Auto Transfer	BANK CREDIT FROM BROKERAGE ^x		44.59	160,752.22
Total Activity			200,044.59	36,058.66	
Ending Balance ^{x,z}					160,752.22

Bank Sweep: Interest Rate as of 08/31/22 was 0.25%. ^z

Pending Corporate Actions

	Transaction	Quantity	Payable Date	Rate per Share	Share Distribution	Cash Distribution
DUKE ENERGY CORP	Qual Div	134.2617	09/16/22	1.0050		134.93
Total Pending Corporate Actions						134.93

Pending transactions are not included in account value.

Contribution Summary

	2021	2022
Traditional IRA	0.00	0.00
Year To Date Total	0.00	0.00

Please see "Endnotes for Your Account"

codes and symbols on this statement.

Page 12 of 13

Corporate Actions can be a wide variety of events such as a merger or a stock split. One of the most common is the distribution of dividends.